

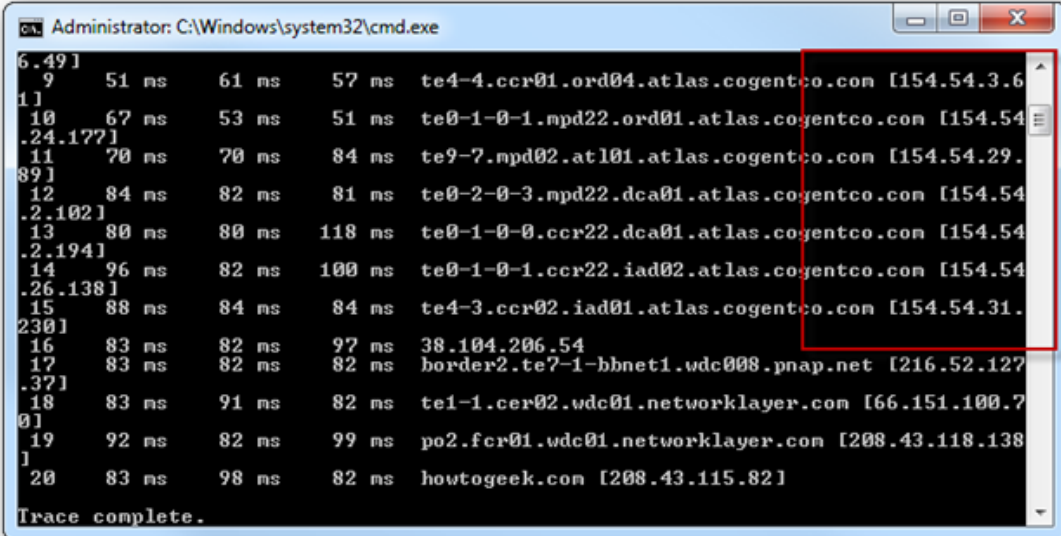
HOW TO MAKE THE WINDOWS COMMAND PROMPT WIDER (WINDOWS XP – VISTA – SEVEN – 8)

It can be annoying when you're using the default **Command Prompt** window settings and not being able to read everything easily. What you may not know is you can make it wider, and here is how.

Command Prompt

The Command Prompt in Windows is a feature that provides the ability to enter in MS-DOS and other commands to perform tasks in the OS. By default though, it's not always wide enough for viewing the data you want in an easy to read format.

In this example we're running the *tracert* command in prompt. With the default settings we cannot see all of the information in an easy to read format. The data wraps so it can be somewhat difficult to review.

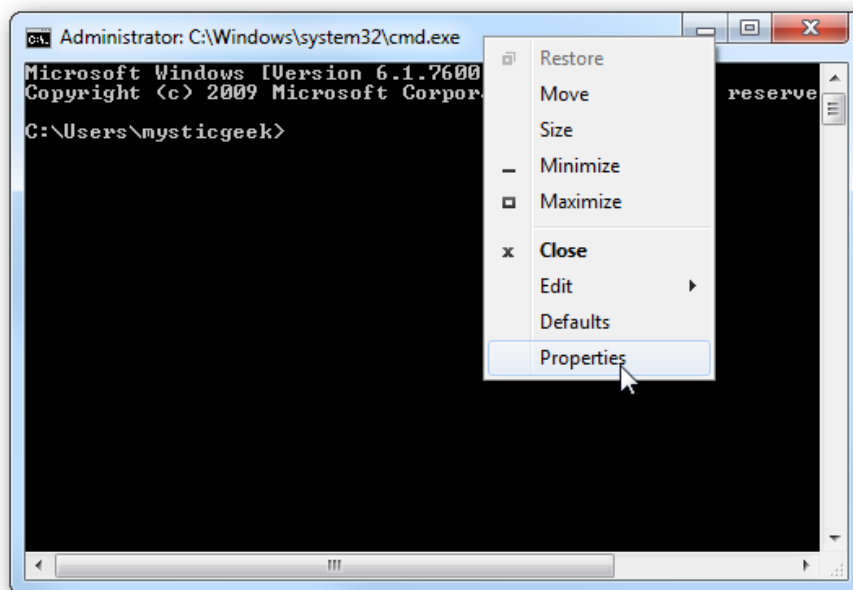


```
ca. Administrator: C:\Windows\system32\cmd.exe
6.49]
9 51 ms 61 ms 57 ms te4-4.ccr01.ord04.atlas.cogentco.com [154.54.3.6
1]
10 67 ms 53 ms 51 ms te0-1-0-1.mpd22.ord01.atlas.cogentco.com [154.54
.24.177]
11 70 ms 70 ms 84 ms te9-7.mpd02.atl01.atlas.cogentco.com [154.54.29.
89]
12 84 ms 82 ms 81 ms te0-2-0-3.mpd22.dca01.atlas.cogentco.com [154.54
.2.102]
13 80 ms 80 ms 118 ms te0-1-0-0.ccr22.dca01.atlas.cogentco.com [154.54
.2.194]
14 96 ms 82 ms 100 ms te0-1-0-1.ccr22.iad02.atlas.cogentco.com [154.54
.26.138]
15 88 ms 84 ms 84 ms te4-3.ccr02.iad01.atlas.cogentco.com [154.54.31.
230]
16 83 ms 82 ms 97 ms 38.104.206.54
17 83 ms 82 ms 82 ms border2.te7-1-bbnet1.wdc008.pnap.net [216.52.127
.37]
18 83 ms 91 ms 82 ms te1-1.cer02.wdc01.networklayer.com [66.151.100.7
0]
19 92 ms 82 ms 99 ms po2.fcr01.wdc01.networklayer.com [208.43.118.138
]
20 83 ms 98 ms 82 ms howtogeek.com [208.43.115.82]
Trace complete.
```

MS-DOS Prompt Wider

Change Command Prompt Width

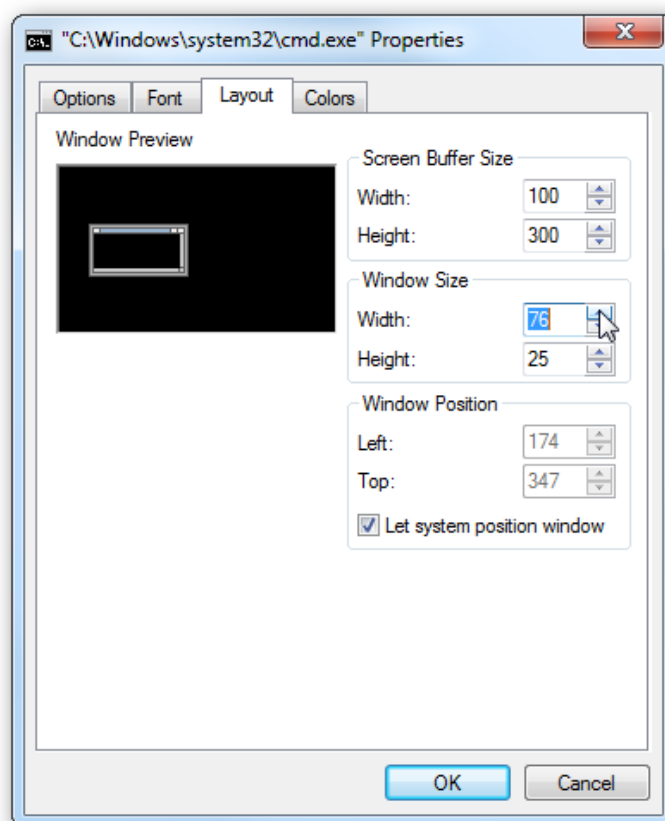
Right-click on the prompt boarder and select **Properties...**



MS-DOS Prompt Wider

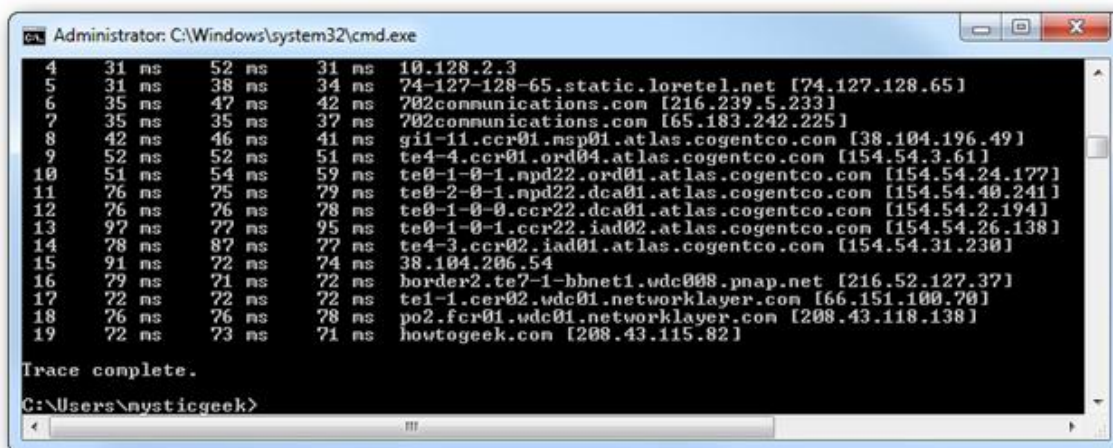
Now select the **Layout** tab and change the **Window Size** width, by default it is **80**.

Here you can change the **Screen Buffer Size Width** and **Window Position**. When you're finished click **OK**.



MS-DOS Prompt Wider

Now the window is wider and when we run the same command above, we can see all of the data in a much easier to read format!



```
Administrator: C:\Windows\system32\cmd.exe
4 31 ms 52 ms 31 ms 10.128.2.3
5 31 ms 38 ms 34 ms 74-127-128-65.static.loretel.net [74.127.128.65]
6 35 ms 47 ms 42 ms 702communications.com [216.239.5.233]
7 35 ms 35 ms 37 ms 702communications.com [65.183.242.225]
8 42 ms 46 ms 41 ms gil-11.ccr01.msp01.atlas.cogentco.com [38.104.196.49]
9 52 ms 52 ms 51 ms te4-4.ccr01.ord04.atlas.cogentco.com [154.54.3.61]
10 51 ms 54 ms 59 ms te0-1-0-1.npd22.ord01.atlas.cogentco.com [154.54.24.177]
11 76 ms 75 ms 79 ms te0-2-0-1.npd22.dca01.atlas.cogentco.com [154.54.40.241]
12 76 ms 76 ms 78 ms te0-1-0-0.ccr22.dca01.atlas.cogentco.com [154.54.2.194]
13 77 ms 77 ms 95 ms te0-1-0-1.ccr22.iad02.atlas.cogentco.com [154.54.26.138]
14 78 ms 87 ms 77 ms te4-3.ccr02.iad01.atlas.cogentco.com [154.54.31.230]
15 91 ms 72 ms 74 ms 38.104.206.54
16 79 ms 71 ms 72 ms border2.te7-1-bbnet1.wdc008.pnap.net [216.52.127.37]
17 72 ms 72 ms 72 ms tel-1.cer02.wdc01.networklayer.com [66.151.100.70]
18 76 ms 76 ms 78 ms po2.fcr01.wdc01.networklayer.com [208.43.118.138]
19 72 ms 73 ms 71 ms hoptogeek.com [208.43.115.82]

Trace complete.
C:\Users\nysticgeek>
```

MS-DOS Prompt Wider

If you find yourself using the command prompt and were frustrated about not being able to see everything easily, this quick tweak helps out a lot.